


Dong-Ah Geological Engineering Co., Ltd.

2016. 3Q

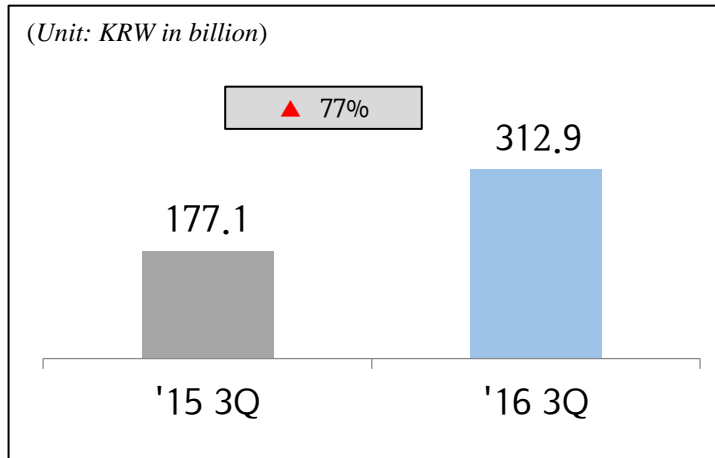




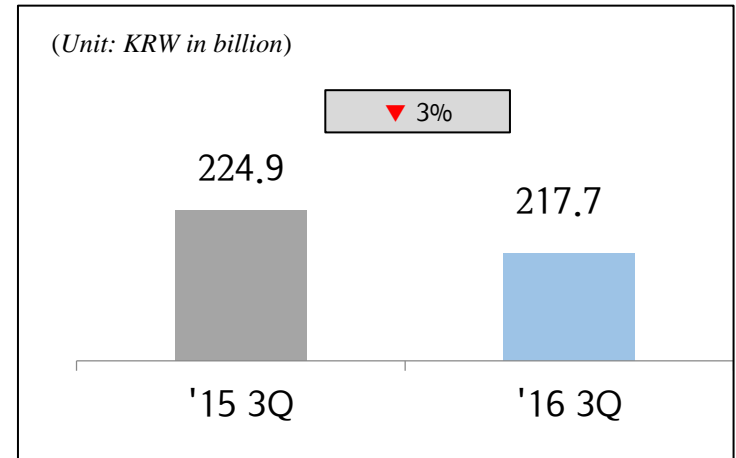
Contents

- 1 **2016 3Q RESULTS**
- 2 **NEW ORDERS & CONTRACTS BALANCE**
- 3 **FINANCIAL STATEMENTS**

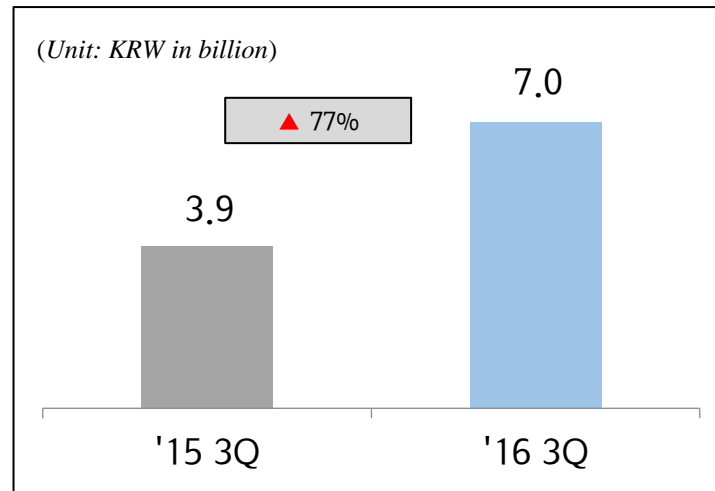
■ NEW ORDERS



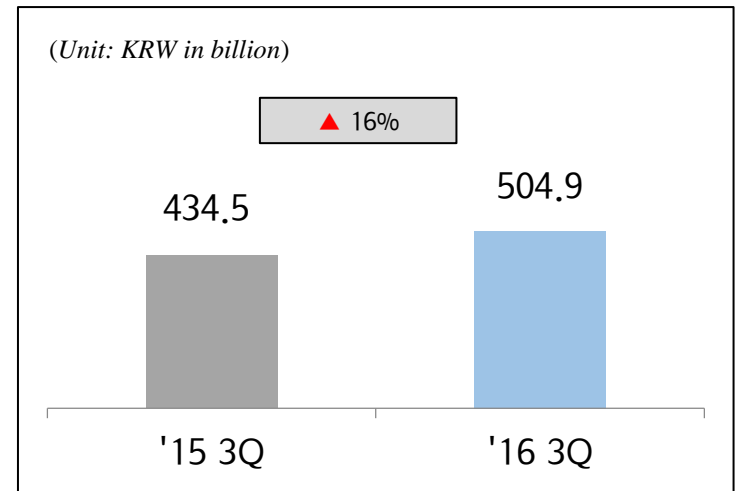
■ SALES



■ OPERATING PROFIT



■ CONTRACTS BALANCE



NEW ORDERS & CONTRACTS BALANCE

NEW ORDERS

(Unit: KRW in billion)

DIVISION	2014	2015	2016 3Q
DOMESTIC	146	141	212
OVERSEAS	214	142	101
TOTAL	360	283	313

DIVISION	2014	2015	2016 3Q
TBM	318	160	14
Ground Improvement	20	56	137
Others	22	67	162
TOTAL	360	283	313

CONTRACTS BALANCE

(Unit: KRW in billion)

DIVISION	2014	2015	2016 3Q
DOMESTIC	250	220	294
OVERSEAS	235	247	211
TOTAL	485	467	505

DIVISION	2014	2015	2016 3Q
TBM	322	314	155
Ground Improvement	70	63	144
Others	93	90	206
TOTAL	485	467	505

(Unit: KRW in billion, except per share)

ACCOUNT	2014	2015	2016 3Q
TOTAL ASSETS	232	259	268
CURRENT ASSETS	168	177	177
NON-CURRENT ASSETS	64	82	91
TOTAL LIABILITIES	97	121	127
CURRENT LIABILITIES	96	114	119
NON-CURRENT LIABILITIES	1	7	8
TOTAL EQUITY	136	138	141
SHARE CAPITAL	5.7	5.7	5.7
DEBT RATIO	71 %	87 %	90%
SALES	306	297	218
OPERATING PROFIT	3.0	4.0	7.0
NET INCOME	4.2	4.5	6.8
EARNINGS PER SHARE	₩ 377	₩ 404	₩ 604

2020
Go together
Get Tomorrow

<http://www.dage.co.kr>

